

## STANDARD HOOKS

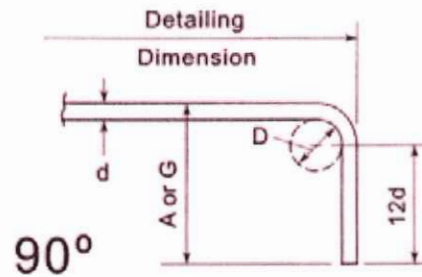
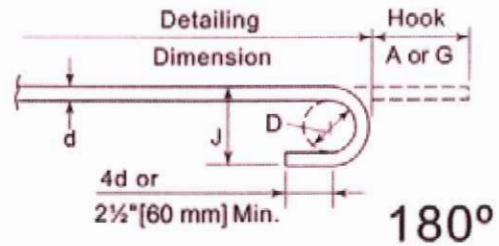
All specific dimensions recommended by CRSI below meet minimum requirements of ACI 318 [318M]

### RECOMMENDED END HOOKS

All Grades of Steel

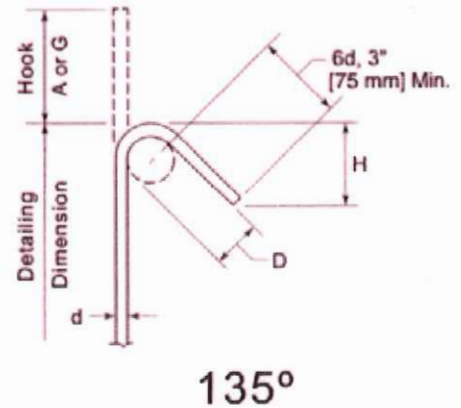
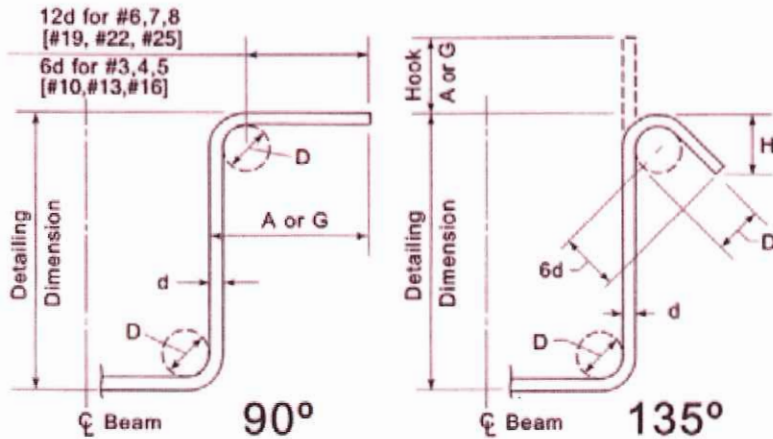
D = Finished bend diameter

Bar Size	D, in. [mm]	180° Hooks, ft-in. [mm]		90° Hooks, ft-in. [mm]
		A or G	J	A or G
# 3 [#10]	2¼ [60]	0-5 [125]	0-3 [80]	0-6 [150]
# 4 [#13]	3 [80]	0-6 [150]	0-4 [105]	0-8 [200]
# 5 [#16]	3¾ [95]	0-7 [175]	0-5 [130]	0-10 [250]
# 6 [#19]	4½ [115]	0-8 [200]	0-6 [155]	1-0 [300]
# 7 [#22]	5¼ [135]	0-10 [250]	0-7 [180]	1-2 [375]
# 8 [#25]	6 [155]	0-11 [275]	0-8 [205]	1-4 [425]
# 9 [#29]	9½ [240]	1-3 [375]	0-11¾ [300]	1-7 [475]
#10 [#32]	10¾ [275]	1-5 [425]	1-1¼ [335]	1-10 [550]
#11 [#36]	12 [305]	1-7 [475]	1-2¾ [375]	2-0 [600]
#14 [#43]	18¼ [465]	2-3 [675]	1-9¾ [550]	2-7 [775]
#18 [#57]	24 [610]	3-0 [925]	2-4½ [725]	3-5 [1050]



### 90° AND 135° STIRRUP AND TIE HOOKS

### 135° SEISMIC STIRRUP/TIE HOOKS



STIRRUP  
(TIES SIMILAR)  
STIRRUP AND TIE HOOK DIMENSIONS  
ALL GRADES OF STEEL

135° SEISMIC STIRRUP/TIE  
HOOK DIMENSIONS  
ALL GRADES OF STEEL

Bar Size	D, in. [mm]	90° Hook, ft-in. [mm]	135° Hook, in. [mm]	
		Hook A or G	Hook A or G	H (Approx.)
#3 [#10]	1½ [40]	0-4 [105]	4 [105]	2½ [65]
#4 [#13]	2 [50]	0-4½ [115]	4½ [115]	3 [80]
#5 [#16]	2½ [65]	0-6 [155]	5½ [140]	3¾ [95]
#6 [#19]	4½ [115]	1-0 [305]	8 [205]	4½ [115]
#7 [#22]	5¼ [135]	1-2 [355]	9 [230]	5¼ [135]
#8 [#25]	6 [155]	1-4 [410]	10½ [270]	6 [155]

Bar Size	D, in. [mm]	135° Hook, in. [mm]	
		Hook A or G	H (Approx.)
#3 [#10]	1½ [40]	4¼ [110]	3 [80]
#4 [#13]	2 [50]	4½ [115]	3 [80]
#5 [#16]	2½ [65]	5½ [140]	3¾ [95]
#6 [#19]	4½ [115]	8 [205]	4½ [115]
#7 [#22]	5¼ [135]	9 [230]	5¼ [135]
#8 [#25]	6 [155]	10½ [270]	6 [155]